




Setting
Tool


Drop-In Style



FASTENERS &
COMPONENTS INC.



DROP IN ANCHOR SETTING TOOL	
Tool for use with Drop-In Anchor of this Diameter	P
	Length of Pin (Ref)
1/4"	.615
3/8"	.955
1/2"	1.184
5/8"	1.312
3/4"	1.950



How Tool is Used	Drill a hole into base material to the proper embedment depth. Clear away the dust from the hole and insert Drop-In anchor (slotted end at the bottom). Position anchor so top edge is flush with the surface. Using the appropriate sized setting tool, set the anchor by driving the tool into the top end until the setting tool's shoulder is seated against the anchor.
-------------------------	--

