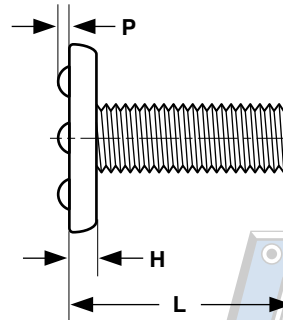
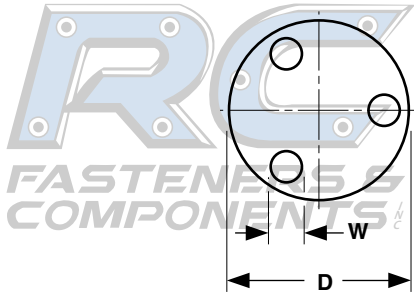


FASTENERS & COMPONENTS



FASTENERS & COMPONENTS



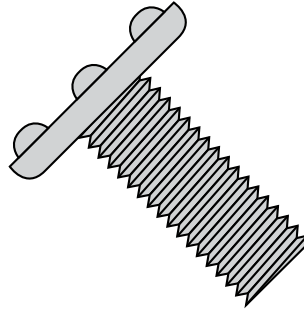

‡Length of a weld stud is measured from the welding surface of the head to the end of the shank, excluding the projections.

STEEL WELD SCREWS WITH TOP PROJECTIONS										Ohio Nut & Bolt*		
Nominal Size or Basic Screw Diameter	Threads per Inch	D		H		P		W		Max	Min	
		Head Diameter		Head Height		Projection Height		Projection Width				
		Max	Min	Max	Min	Max	Min	Max	Min			
6	.138	32	.260	.240	.046	.036	.022	.018	.055	.045		
8	.164	32	.323	.303	.052	.042	.027	.023	.075	.065		
10	.190	24	.385	.365	.068	.058	.032	.028	.085	.075		
10	.190	32	.385	.365	.068	.058	.032	.028	.085	.075		
1/4	.250	20	.510	.485	.083	.073	.042	.038	.105	.095		
5/16	.312	18	.630	.605	.099	.089	.047	.043	.125	.115		
3/8	.375	16	.755	.725	.114	.104	.052	.048	.135	.125		
Tolerance on Length					Up to 1 in., Incl.: -0.03			Over 1 in. to 2 in., incl.: -0.06				

Description	A fastener with unified thread pitch and a cylindrical, low profile head with flat parallel surfaces. The top of the head has three hemispheroidal-shaped weld projections equally spaced on a locating circle concentric with the shank.
Applications/ Advantages	Enables a threaded fastener to become a permanent, integral part of an assembly. The top projection style is preferred when a smooth, finished appearance on the outer surface is desired.
Material	C1008 - 1010 or equivalent welding quality carbon steel
Tensile Strength	60,000 psi., minimum
Length of Thread	Studs with nominal lengths of 2 inches or less should have threads extend to within one thread of the top of the weld projections. Studs over 2 inches should have a minimum thread length of 1.75 inches.
Finish	Weld screws are supplied with a plain, unplated finish to facilitate welding.

*Ohio Nut & Bolt is the original writer of these weld screw specifications.

FASTENERS & COMPONENTS



WELD STUD PART NUMBER COMPARISON					
Projections On Top of the Head					
Catalog Part #	Buckeye	Gripco®	Catalog Part #	Buckeye	Gripco®
0604WT	GW 1104	NN-0632-S-0250	1016WT	GW 1516	NN-1024-S-1000
0606WT	GW 1106	NN-0632-S-0375	1106WT	GW 1606	NN-1032-S-0375
0608WT	GW 1108	NN-0632-S-0500	1108WT	GW 1608	NN-1032-S-0500
0610WT	GW 1110	NN-0632-S-0625	1110WT	GW 1610	NN-1032-S-0625
0806WT	GW 1406	NN-0832-S-0375	1112WT	GW 1612	NN-1032-S-0750
0808WT	GW 1408	NN-0832-S-0500	1116WT	GW 1616	NN-1032-S-1000
0810WT	GW 1410	NN-0832-S-0625	1406WT	GW 2106	NN-1420-S-0375
0812WT	GW 1412	NN-0832-S-0750	1408WT	GW 2108	NN-1420-S-0500
0816WT	GW 1416	NN-0832-S-1000	1410WT	GW 2110	NN-1420-S-0625
1006WT	GW 1506	NN-1024-S-0375	1412WT	GW 2112	NN-1420-S-0750
1008WT	GW 1508	NN-1024-S-0500	1416WT	GW 2116	NN-1420-S-1000
1010WT	GW 1510	NN-1024-S-0625	3112WT	GW 2712	-
1012WT	GW 1512	NN-1024-S-0750			

FASTENERS & COMPONENTS

